

# 2024 Complex Incident Management Team (CIMT) Data Overview



TOTAL CIMT ASSIGNMENTS: 149

TOTAL INCIDENTS: 168

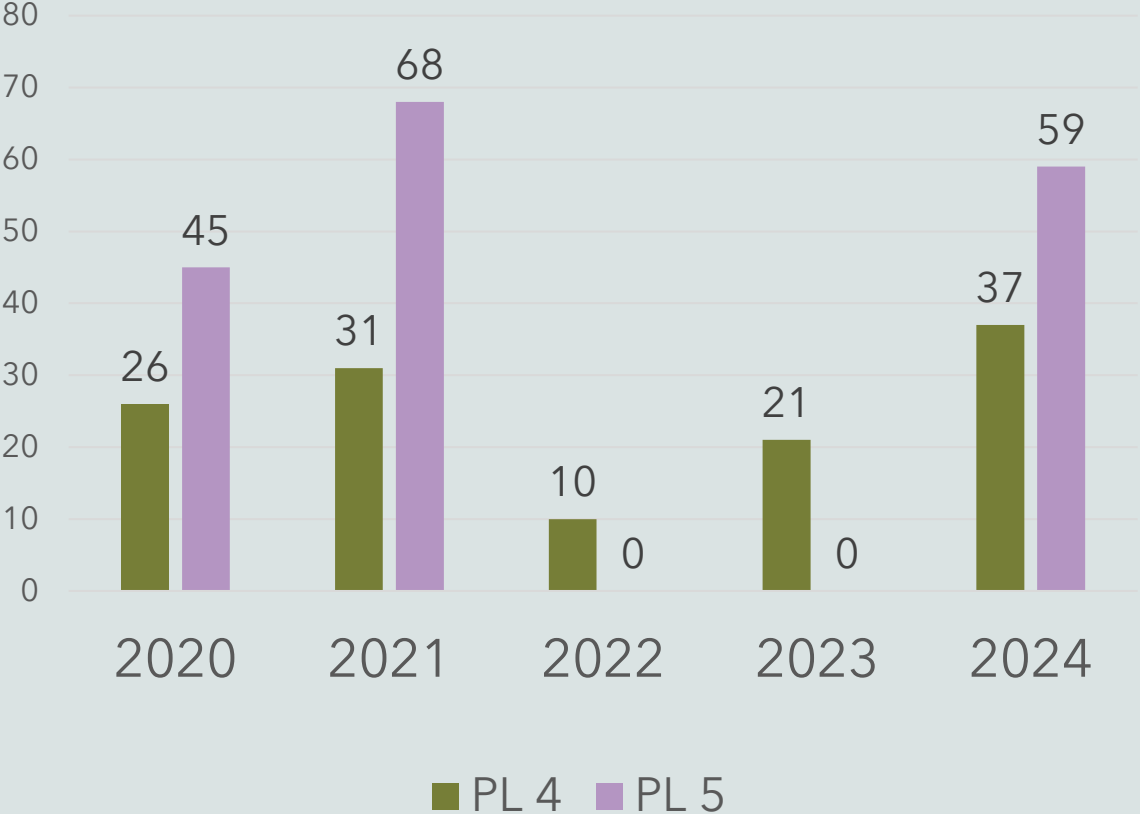
TOTAL DAYS ASSIGNED: 2,012

S  
T  
A  
T  
I  
S  
T  
I  
C  
S

	<b>Assignments</b>	<b>Days</b>	<b>Average</b>
<b>Total</b>	149	2,012	14 days/assignment
<b>Average / CIMT</b>	3.4 – 3.6	46	--
<b>Reassignments</b>	8	--	--
<b>Prepositions</b>	9	--	--
<b>Extensions</b>	23	67	2.9 days/extension
<b>Incidents</b>	168	--	--
<b>MAX / CIMT</b>	5	70	--
<b>MIN / CIMT</b>	1	10	--
<b>MED / CIMT</b>	3.5	44	--

# Statistical Comparisons

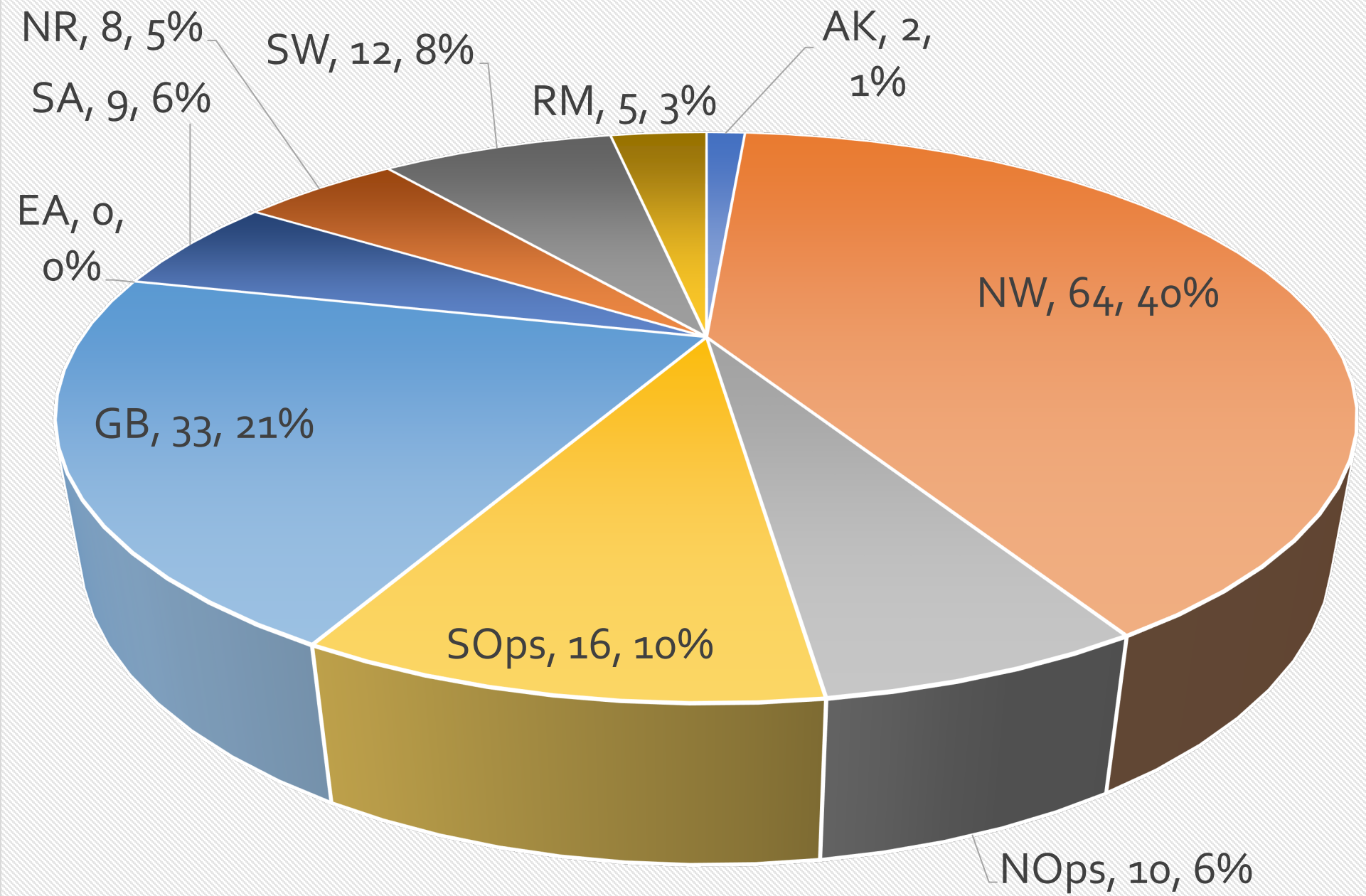
PREPAREDNESS LEVEL

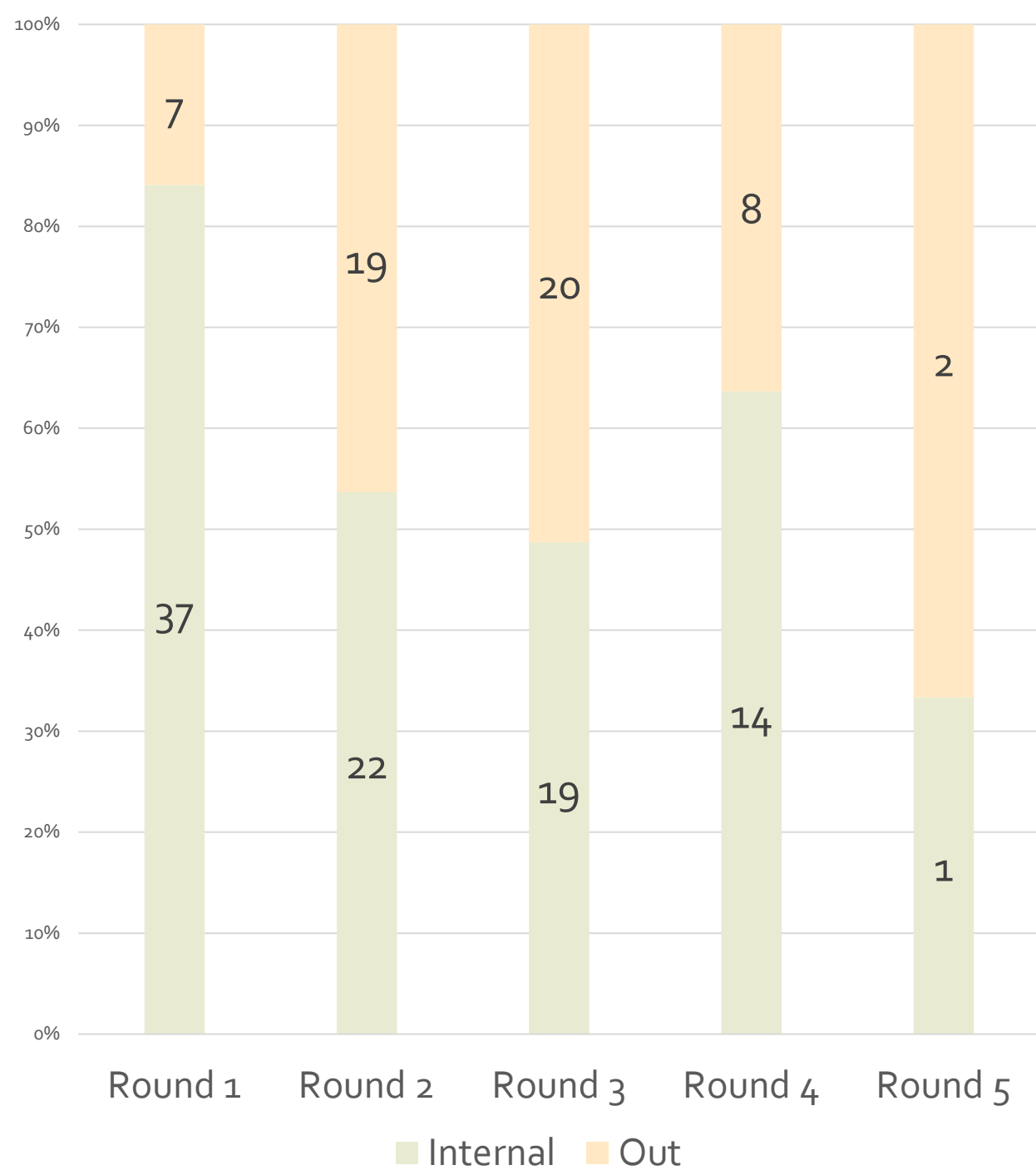


ASSIGNMENTS

Year	# IMTs	# Assign	# Days	AVG
2024	44	149	2,012	14
2023	45	97	1,340	14
2022	49	127	1,708	13
2021	49	204	2,820	14
2020	49	160	2,352	15

CIMT  
Assignments  
by Host  
Incident  
Geographic  
Area

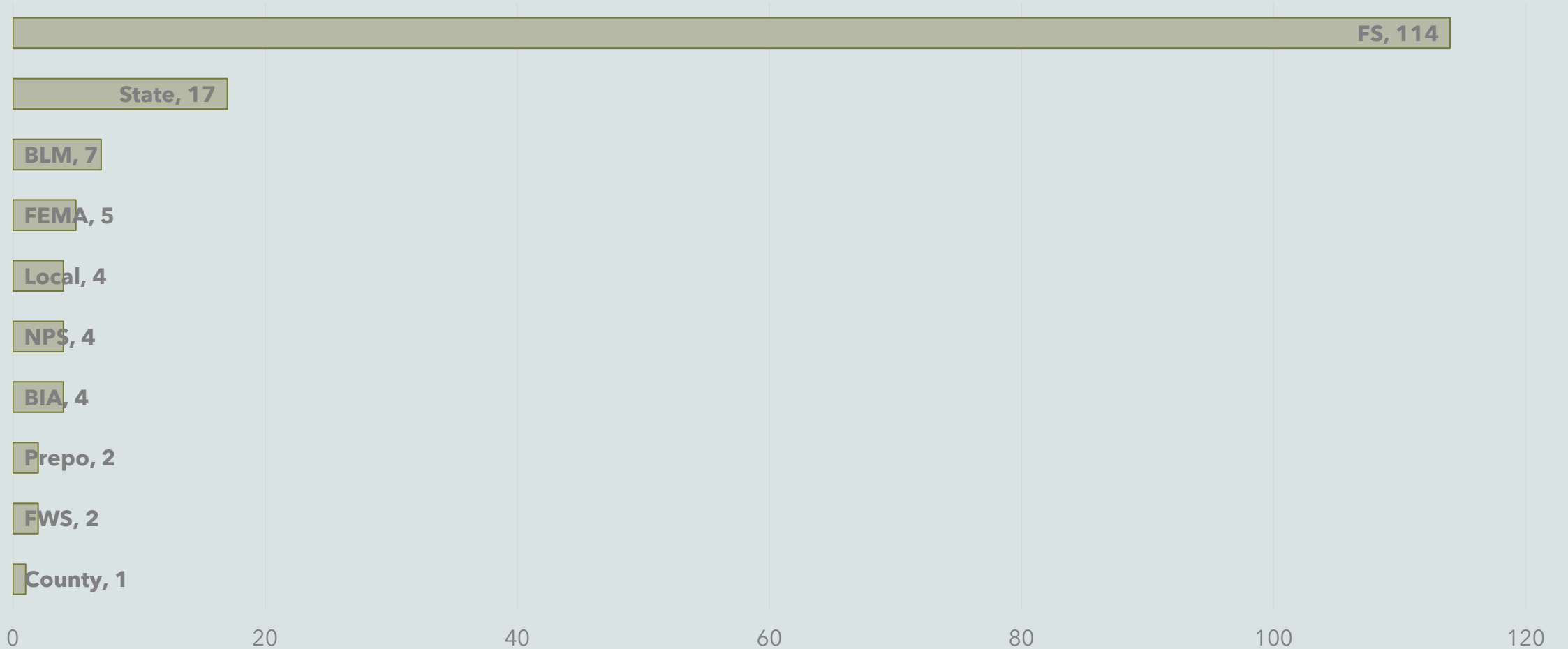




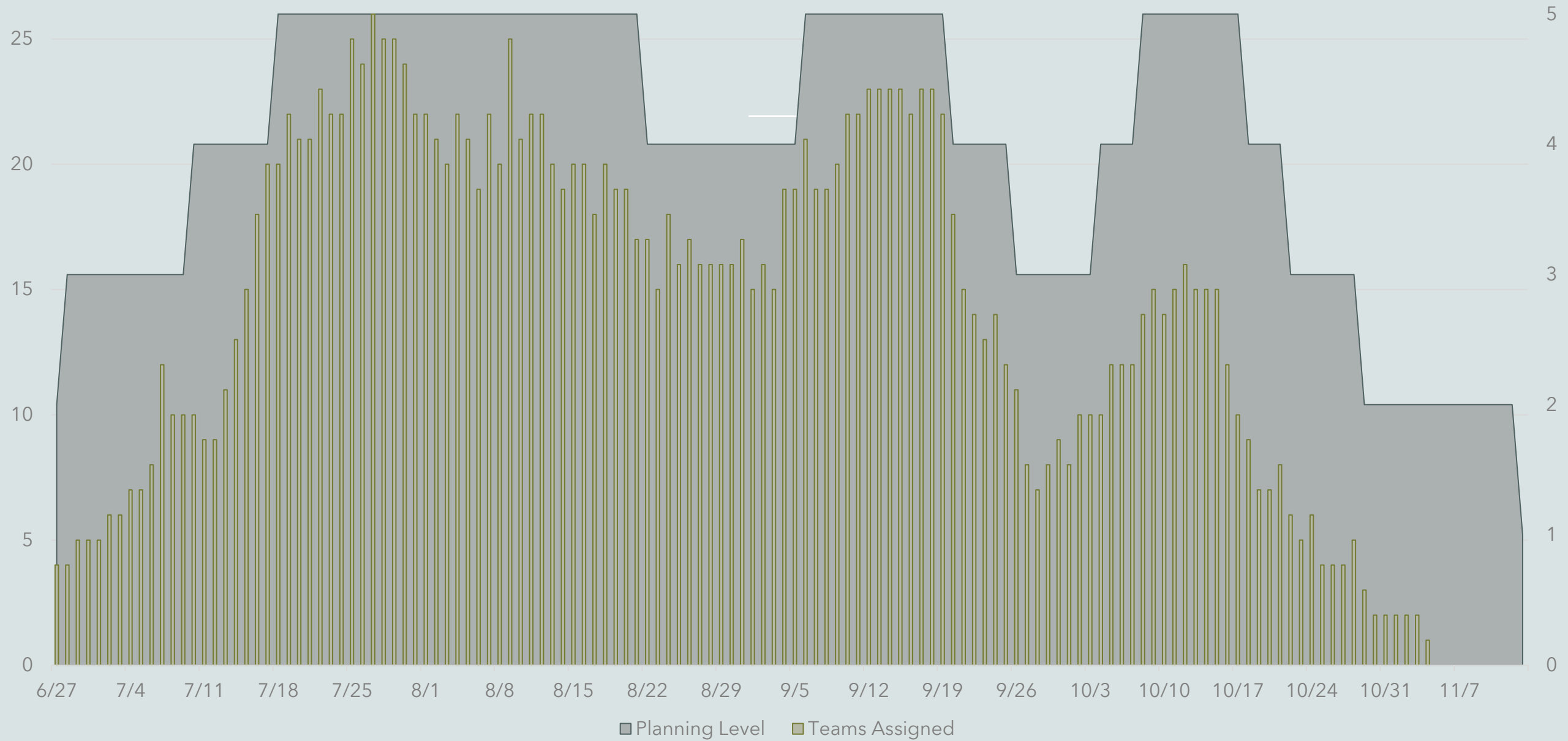
# Assignments: Internal vs Out of CIMT's Home Geographic Area

Total Internal: 95  
Total External: 62  
Total Incidents (inclusive of reassignments): 157

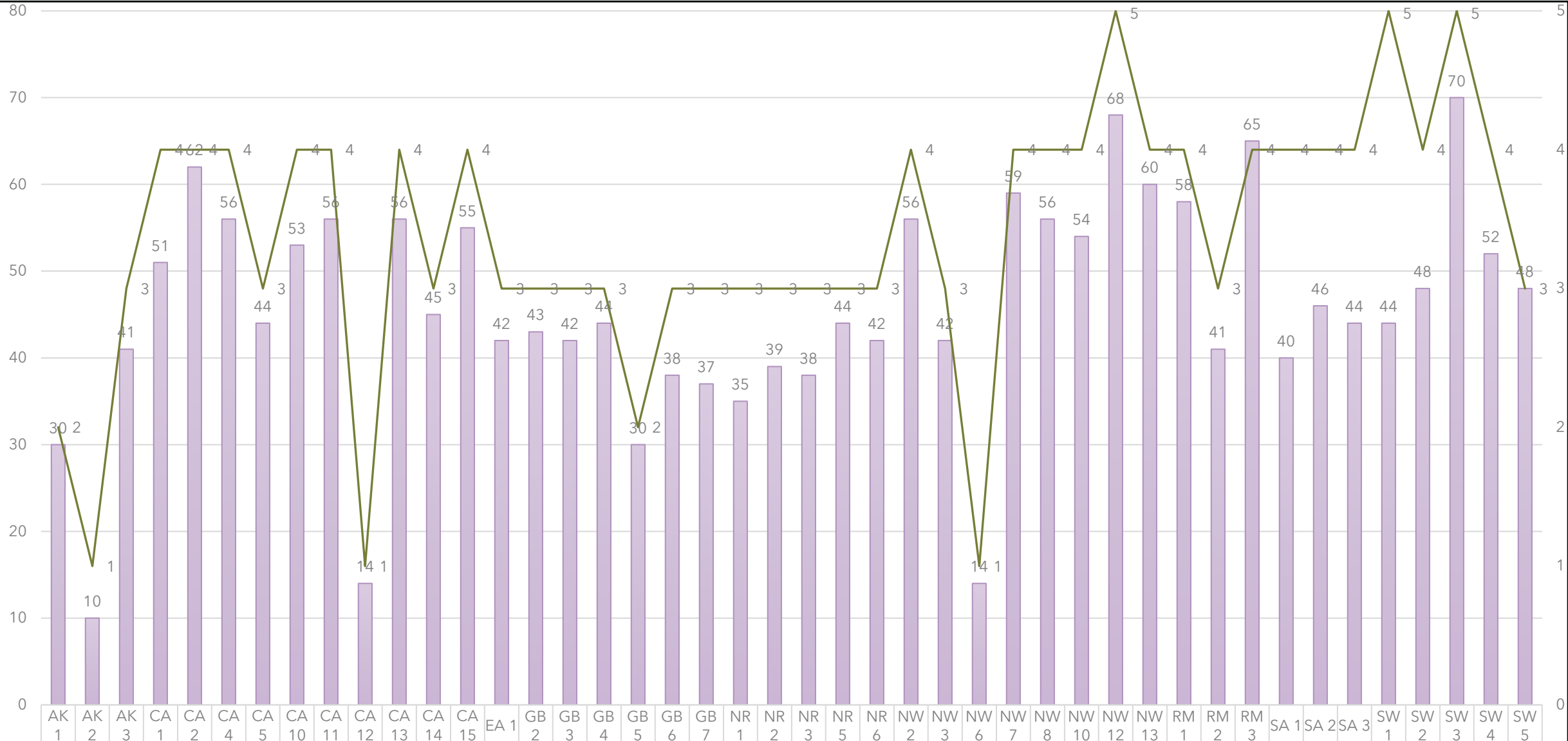
# Incidents by Host Jurisdictional Agency



# CIMTs Assigned Relative to National Preparedness Level



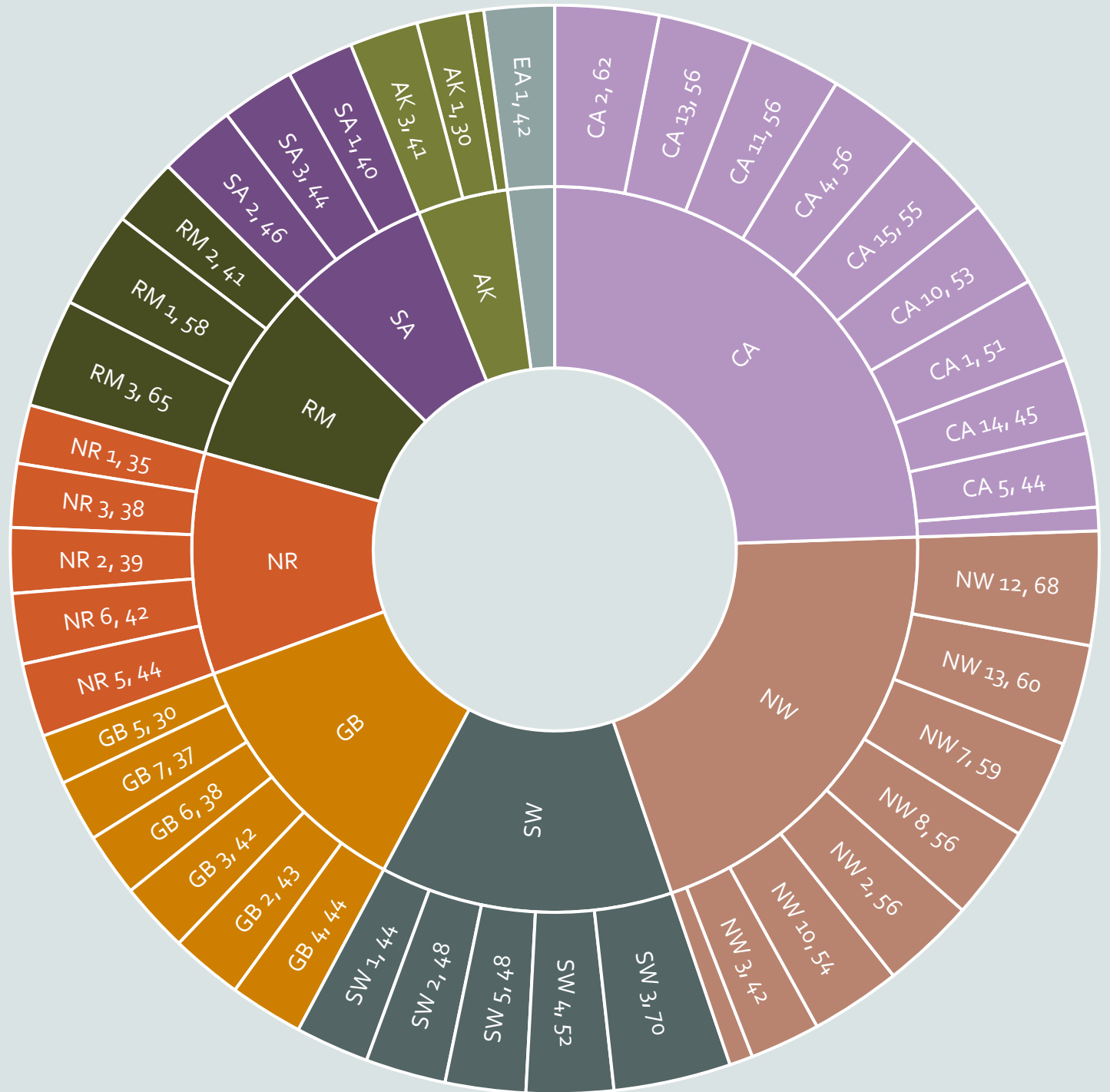
# Assignment Distribution



Days	30	10	41	51	62	56	44	53	56	14	56	45	55	42	43	42	44	30	38	37	35	39	38	44	42	56	42	14	59	56	54	68	60	58	41	65	40	46	44	44	48	70	52	48
Assigns	2	1	3	4	4	4	3	4	4	1	4	3	4	3	3	3	3	3	2	3	3	3	3	3	3	3	4	3	1	4	4	4	5	4	4	3	4	4	4	4	5	4	4	3



# Days Assigned by CIMT



# UTF Statistics: 2020 – 2024

## TYPE 2, TYPE 1, AND COMPLEX IMTS

GACC	2020	2021	2022	2023	2024	Total
NICC		2				2
AKCC						0
CIFFC				2		2
EACC		1				1
GBCC	2				2	4
ONCC	3	1				4
NRCC		9		1	1	11
NWCC	3	3			3	9
RMCC	2					2
SACC					1	1
OSCC	1	1			1	3
SWCC						0
<b>Total</b>	<b>11</b>	<b>17</b>	<b>0</b>	<b>3</b>	<b>8</b>	<b>39</b>

## TYPE 3 IMTS

GACC	2020	2021	2022	2023	2024	Total
AICC			2			2
CIFFC				1		1
EACC		2				2
GBCC					3	3
ONCC	1		1			2
NRCC		2		1	3	6
NWCC			4	5	16	25
OSCC	1					1
<b>Total</b>	<b>2</b>	<b>4</b>	<b>7</b>	<b>7</b>	<b>22</b>	<b>42</b>